




R-CBM Standard Directions for 1-Minute Administration without the computer

1. Place the unnumbered copy in front of the student.
2. Place the numbered copy in front of you but shielded so the student cannot see what you record.
3. Say:
"When I say 'Begin,' start reading aloud at the top of this page. Read across the page (DEMONSTRATE BY POINTING). Try to read each word. If you come to a word you don't know, I'll tell it to you. Be sure to do your best reading. Are there any questions?" (Pause)
 Say:
"Begin" and start your stopwatch when the student says the first word. If the student fails to say the first word of the passage after 3 seconds, tell them the word, mark it as incorrect, then start your stopwatch.
5. Follow along on your copy. Put a slash (/) through words read incorrectly.
6. At the end of 1 minute, place a bracket (]) after the last word and say, "Stop."
7. Score and summarize by writing WRC/Errors.

R-CBM Standard Directions for 1-Minute Administration with the computer

1. Log into aimsweb.
2. Go to the My Classes tab .
3. Make sure you are on the appropriate time frame.
 Timeframe: 
4. Click on the  button.
5. A new screen will pop up.
6. Choose the student you would like to assess.
7. Under their name select **Assess Now**.
8. Make sure your probes are ready.
9. Place the unnumbered copy in front of the student.
10. Click on the instructions tab and read the instructions to the student.
11. Click on the timer when ready.
 - a. During the administration time, click on any word that is mispronounced including proper nouns.
 - b. Once the timer goes out, it will ask you to click on the last word read.
 - c. Repeat 3 times.
12. Select the next student.

R-CBM

Oral Reading Fluency

3- one minute probes

AIMSweb *Bassett Elementary* [HELP](#) [LOGOUT](#)
Year: 2009-2010

[My Classes](#) [Progress Monitor](#) [Reports](#) [Downloads](#) [Forum](#) [My Account](#) [Welcome](#)

Grade 3 Teacher's Name **grade 3 classroom level reports**

☒ Strategic Monitoring Visible
Timeframe: **Winter - January (Benchmark)** [Go](#)

Winter - January (Benchmark)

[Classroom Reports](#) [R-CBM](#) [R-Path](#) [MAZE](#) [Score Sheets: Paper](#)

[Add Student](#) [Edit Scores](#)

Click on student scores to see current reports.

Students	R-CBM	R-Path	MAZE	Pathway
Student	--	--	--	Report
	--	--	--	Report
	--	--	--	Report
	--	--	--	Report
Students	R-CBM	R-Path	MAZE	Pathway

Copyright © 2010 by NCS Pearson, Inc. All Rights Reserved. Patent No. 7,311,624

2. 3. 4.


Winter - January (Benchmark)

[Add Student](#) [Save](#) [Cancel](#)

[Reading](#) [R-Spanish](#) [Mathematics](#) [Spelling](#) [Writing](#) [DIBELS](#) [IDEL](#)

Unique Identifier	Students	R-CBM		R-Path		MAZE	
		Corrects	Errors	Corrects	Errors	Corrects	Errors
30376	Date Given	Enter Date Given Assess Now		Enter Date Given		Enter Date Given	
		<input type="text"/>	<input type="text"/>	<input type="text"/>	<input type="text"/>	<input type="text"/>	<input type="text"/>
32301	Date Given	Enter Date Given Assess Now		Enter Date Given		Enter Date Given	
		<input type="text"/>	<input type="text"/>	<input type="text"/>	<input type="text"/>	<input type="text"/>	<input type="text"/>
30245	Date Given	Enter Date Given Assess Now		Enter Date Given		Enter Date Given	
		<input type="text"/>	<input type="text"/>	<input type="text"/>	<input type="text"/>	<input type="text"/>	<input type="text"/>
27861	Date Given	Enter Date Given Assess Now		Enter Date Given		Enter Date Given	
		<input type="text"/>	<input type="text"/>	<input type="text"/>	<input type="text"/>	<input type="text"/>	<input type="text"/>
Unique Identifier	Students	Corrects	Errors	Corrects	Errors	Corrects	Errors

7.

 AIMSweb[®]

[Back To Scoring](#) [Instructions](#) [Change Student](#) [Start Timer](#)

STUDENT: _____ TEACHER: _____

R-CBM GRADE: 3 PROBE #: 01 OF 3 Period: Winter

☐ It rained all day long. The wind and rain knocked the remaining

☐ leaves to the ground where they were swept into the street. Today was

☐ a typical fall day.

☐ Just two days ago, the sun was out and the temperatures were very

☐ pleasant. Raking leaves into large playful piles was very relaxing.

☐ The family worked together gathering the maple leaves into piles.

☐ Kids will be kids, and they loved jumping and hiding in the leaves. Even

☐ their dog liked to romp around in the leaves. It was fun for everyone.

☐ The next day, the weather changed slightly. Clouds began to roll

☐ into the area and darken the sky. It did not rain then, but it was clear

☐ that winter was near. The family thought that the ground would be

☐ covered in no time. Winter was approaching fast.

☐ They awoke to the rain hitting the roof of their home. It was a light

☐ rain, so they figured it would rain all day. They were right. Now the kids

☐ would not be able to play in the leaves. The leaves were all wet and

☐ brown. They were no longer dry and colorful.

10.

11.